

# Deluxe Merchant Services Single Sign On Setup

---



On Monday, October 14th, no electronic transactions will be processed or transmitted as the Federal Reserve will be closed in observance of Columbus Day.

Click an account tile to view details and transaction history.

- Home
- Message Center
- Transactions
- Cash Management
- Transfers & Payments
- Locations & ATMs
- Reports
- My Toolkit**
- All Solutions
- Services
- Statements
- Help
- Settings
- Log Off

### Home

#### ACCOUNTS

Current: \$15.34

Operating Checking **5801	Available Balance \$7.04	Current Balance \$7.20	COMMERCIAL CHECKING **2630	Available Balance \$5.72	Current Balance \$5.72
Test **2687	Available Balance \$2.42	Current Balance \$2.42	BUS MMKT CHECKING **3666	Available Balance \$0.00	Current Balance \$0.00

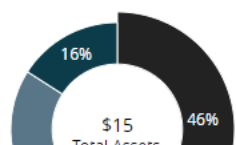
#### LOANS 1

Current: \$4.41

Available: \$15.59

COMMERCIAL REVOLVING LI... 20...	Current Balance \$4.41	Available Balance \$15.59
----------------------------------	------------------------	---------------------------

#### ASSET SUMMARY



#### Operating Checking

****5801	46.38%
Available Balance	\$7.04
Current Balance	\$7.20

#### TRANSACTION APPROVALS

- ACH Batch (2657251)  
October 22, 2024  
\$0.00
- ACH Receipt (26572...)  
October 22, 2024  
\$0.01

To setup a Single Sign On connection between your MyJFG profile and your Deluxe Merchant Services account, start by opening the **My Toolkit** menu and select **All Solutions**.




View approvals in Online Activity

Single Transactions    Recurring Transactions


ACCEPT PAYMENTS

Send an Invoice

Payment Link

-  Help ▼
-  Settings ▼
-  Log Off


### BUSINESS SERVICES



**Autobooks**

- Automate bookkeeping entries and transaction categorization
- Simplify tedious tax preparation and financial reporting


Purchase



**Autobooks - Send Invoices**

- Invoice, track and accept payments within online and mobile banking
- Payments deposit directly into your checking account


Get



**Autobooks - Receive Payments**

- Accept payments in-app or through a shareable payment link
- Payments deposit directly into your checking account

Get



**Deluxe Merchant Services from FITECH**

- Merchant services for every business - tailored solutions and dedicated support
- Enable modern and secure payments such as Apple Pay and Google Pay

Get

Once on the My Toolkit page, scroll down to the Business Services page and click the **Deluxe Merchant Services** tile. Please note, other available tools on your screen may differ from what you see on this page.



## Deluxe Merchant Services

Deluxe Merchant Services

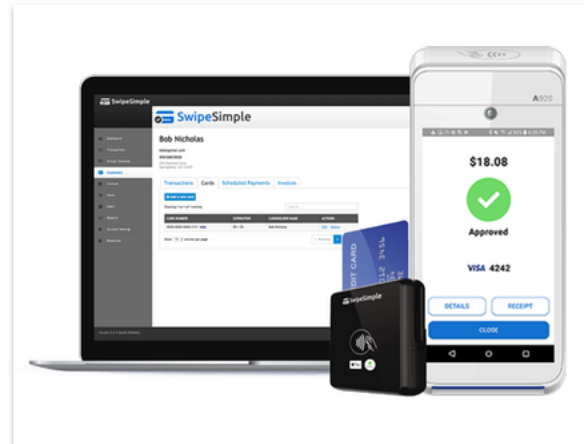


### Overview

Features and Benefits

### MERCHANT SERVICES FOR ALL BUSINESSES

Get best-in-class merchant services



### FEATURES AND BENEFITS

After clicking the tile, a window will appear providing the details of the Deluxe Merchant Services app. Click the **Get** button at the top right of the screen to install the application to your My Toolkit.

Please note, if another user in your organization has already completed these steps, you may not have to complete this page and can skip to the next page.

Please remember, we will never call, email or text to request your one-time passcode, PIN, Social Security number, password, or User ID. If you have any questions, please contact the Johnson Financial Group Customer Support Center at 888.769.3796

- Home
- Message Center
- Transactions
- Cash Management
- Transfers & Payments
- Locations & ATMs
- Reports
- My Toolkit
- Services
- Statements
- Help
- Settings

## Merchant Reports Enrollment

If you are an existing account holder, navigate to the login screen below.

To connect your FirstView account (one-time process), please follow these two simple steps.

1. Using the login window below, please enter your FirstView username and password.
2. Next, you will enter your two-factor authentication code. Congratulations! You have successfully linked your FirstView account to your digital banking profile.

Enroll using your FirstView login.

Username:

Password:

Login

On the next screen, you will be prompted to log in using your credentials for Deluxe Merchant Services. Click **Login**.


After logging in, you will be prompted to complete a multi-factor authentication code to complete the Single Sign On Connection.

On Monday, October 14th, no electronic transactions will be processed or transmitted as the Federal Reserve will be closed in observance of Columbus Day.

- Home
- Message Center 17
- Transactions
- Cash Management
- Transfers & Payments
- Locations & ATMs
- Reports
- My Toolkit
- All Solutions**
- Services
- Statements
- Help

## My Toolkit

### MY SERVICES ?




**Deluxe Merchant Services**  
from FITECH

### OTHER PRODUCTS AND SERVICES ?


Check out the other solutions below that we offer through My Toolkit. Enhance your online banking by continuing to add new features to better meet your needs, all within your online banking experience.

### BUSINESS SERVICES




**Autobooks - Simplify Bookkeeping**

- Simplify tedious tax preparation and financial reporting



**Autobooks - Send Invoices**

- Invoice, track and accept payments within online and mobile banking
- Payments deposit directly into your checking account



**Autobooks - Receive Payments**

- Accept payments in-app or through a shareable payment link
- Payments deposit directly into your checking account

After you have your connection made, on subsequent visits to the My Toolkit, you will see Deluxe Merchant Services in your **My Services** options at the top of the page. Simply click that tile to automatically log into your merchant account.

# Thank You

## Additional Resources and Support

For additional resources, including “how-to” guides, please visit our online Client Resources page at <https://www.johnsonfinancialgroup.com/business/client-resources/>

If further support is needed, please call our Johnson Customer Support Center at 888.769.3796 (option 1, then option 2), send a message in the MyJFG Message Center to “MyJFG Business – Cash Mgmt Solutions” or by email at [myjfgbusiness@johnsonfinancialgroup.com](mailto:myjfgbusiness@johnsonfinancialgroup.com).

[JohnsonFinancialGroup.com](https://www.johnsonfinancialgroup.com)

